



ASD



**TRANSPORT
- RAIL SECTOR**

Metal Solutions of Tomorrow

ABOUT US

At ASD we offer comprehensive in-house solutions specifically tailored to our rail customers, creating an ideal infrastructure for their supply chain needs.

Collaborating closely with our customers has enabled us to build extensive knowledge in supplying, processing, and fabricating of a wide range of high-quality metals, including those required for rolling stock manufacturing and rail infrastructure construction projects in the industry.



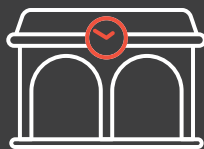
WHAT DIFFERENTIATES US

Total Metals Management (TMM) is a unique service offered to customers working on projects that demand first-class service and quality standards. When working on a complex project, we handpick a team of ASD experts to make sure the demanding requirements of your project are met and ensure smooth execution, from enquiry to delivery.

We cater to various segments within the rail industry, including:



NETWORK &
INFRASTRUCTURE



STATIONS



ELECTRIFICATION








ROLLING STOCK

STOCKED RAIL PRODUCTS AND EXAMPLE APPLICATIONS

PRODUCTS		INFRASTRUCTURE	STATIONS	ELECTRIFICATION	ROLLING STOCK
Steel long products	Beams / Sections / Merchant Bars / Hollow Sections / Tubes / Cellular Beams	✓	✓	✓	✓
Steel flat products	Plates / Strip / Aluzinc / Pre-Painted	✓	✓		
Stainless Steel	Sheets / Plates / Extrusions / Tubes / Sections / Merchant Bars	✓	✓		✓
Aluminium	Sheets / Extrusions / Tubes / Sections / Merchant Bars		✓	✓	✓
Aluminium composite panels	Alucore®		✓		✓
Signage products	Sheet / Posts / Fixtures & Fittings	✓	✓	✓	

CARBON RANGE

STRUCTURAL SECTIONS		
We stock a comprehensive range of Structural Sections in grades S275 and S355:		
	Universal Beams	127mm x 76mm to 914mm x 305mm
	Universal Columns	152mm x 152mm to 356mm x 406mm
	Rolled Steel Angles RSA Equal	Up to 200mm x 200mm
	Rolled Steel Angles RSA Unequal	Up to 200mm x 150mm
	Parallel Flange Channels	76mm x 38mm to 430mm x 100mm
We also offer a full range of IPE, IPN, UPE, UPN, HEA, HEB & HEM Continental Sections in grade S355J2.		

HOLLOW SECTIONS

Our Hot and Cold Formed Hollow Sections are available in S355J2H CF and S355J2H HF grades:



Square Hollow Sections (SHS)

40mm x 40mm to 400mm x 400mm



Rectangle Hollow Sections (RHS)

50mm x 30mm to 500mm x 300mm



Circular Hollow Sections (CHS)

26.9mm Dia x 3.2mm to 323.9mm Dia x 12.5mm

PLATES

Thickness Range – 6mm to 300mm



Standard Stock Sizes 6mm to 50mm

4000mm x 2000mm

5000mm x 2500mm

6000mm x 3000mm

8000mm x 2000mm

10000mm x 2500mm


12000mm x 3000mm

PLATE SPECIFICATIONS

STRUCTURAL GRADES	OTHER GRADES
EN 10025 Part 2 Grade S275JR + AR	High Strength to EN 10025-6:2004 RQT 701 & S690QL (multi certified) to EN 10204
EN 10025 Part 3 Grade S355NL	
EN 10025 Part 2 Grade S355J2 + N	COR-TEN® Weathering Steel to EN 10025-5

STAINLESS STEEL PRODUCTS

Flat Products	Thickness Range mm	Grades
Duplex (in acc. to Norsok)	1.5 - 20	2205 / LDX2101 / 2507
Cold Rolled	0.4 - 6	304L / 316L / 321 / 430 / 1.4003 / 31803
Hot Rolled & Quarto	2.5 - 50	304L / 316L / 321 / 1.4003 / 31803
Tubular Products	Sizes mm	Grades
Circular Hollow Sections (CHS)	12.7 OD - 114.3 OD	304L / 316L
Square Hollow Sections (SHS)	20 Sq - 150 Sq	304L / 316L / 430 / 1.4003
Rectangle Hollow Sections (RHS)	25 x 15 - 150 x 100	304L / 316L / 1.4003
Long Products	Sizes mm	Grades
Rounds	3 Dia - 60 Dia	303 / 304L / 316L
Channels	100 x 50 x 5 - 150 x 75 x 6	304L / 316L
Angles	20 x 20 x 3 - 100 x 100 x 12	304L / 316L
Flats	12 x 3 - 200 x 12	304L / 316L



ALUMINIUM PRODUCTS

Flat Products	Thickness Range mm	Grades
Sheets	0.5 - 6	1050 / 5251 / 5005 AQ / 5083 / 6082
Plates	8 - 25	5083 / 6082
Extrusions	Sizes mm	Grades
Circular Tubes	12.7 OD - 152.4 OD	6063 / 6082
Square / Rectangle Tubes	19.05 x 19.05 x 3.18 - 101.6 x 101.6 x 3.18	6063 / 6082
Channels	19.05 x 19.05 x 1.6 - 101.6 x 50.8 x 3.18	6063 / 6082
Angles	12.7 x 12.7 x 1.6 - 101.6 x 50.8 x 6.35	6063 / 6082
Flat Bars	19.05 x 3.18 - 63.5 x 3.18	6063 / 6082


ROLLING STOCK

Rail vehicles utilise a wide variety of both lightweight and durable materials. Our range of Aluminium and Stainless steels, together with profiling and processing facilities, perfectly complement these needs and enable efficient supply chains to be established.

Striving to optimise designs and eliminate excess weight, rolling stock manufacturers turn to innovative products and processing solutions to minimise weight, whilst maintaining or increasing vehicle durability.

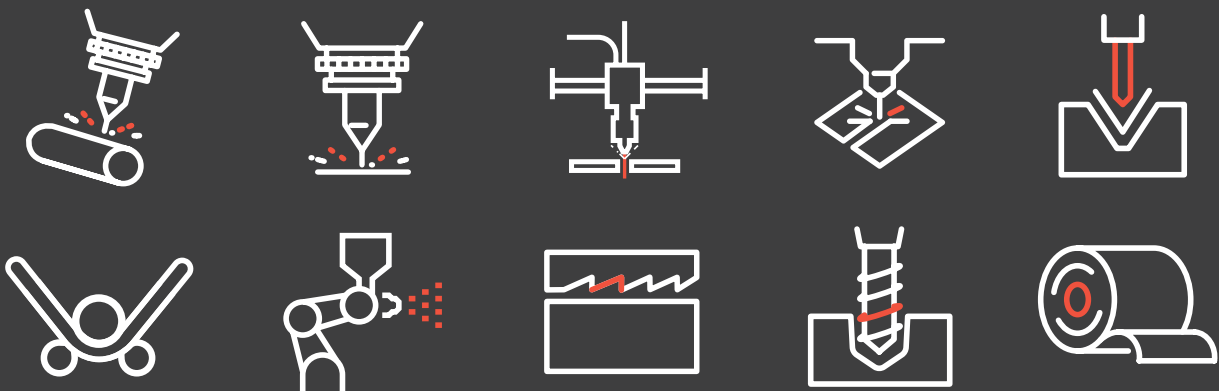
Alucore®

Composite panels offer a high level of stiffness with minimised weight combined with extraordinary flatness and high formability. The aluminium honeycomb core provides good noise and fire performance whilst also maximising end-of-life recyclability. The wide variety of processing options, finishes and sizes, make it ideal for lightweight rolling stock applications from doors, floors and walls to ceilings and many more besides.



PROCESSING CAPABILITIES

To view our extensive portfolio of processing capabilities, please refer to our value-added services brochure, which includes the following: tube & flat laser, water jet, profiling, bending and section rolling, shot blasting & painting, sawing & drilling, de-coiling & slitting as well as de-coiling Aluminium to length.



SUPPLYING CO₂-REDUCED SOLUTIONS

As the UK rail industry drives towards electrification and decarbonisation, sustainability must go beyond energy sources - it starts with the materials too.

At ASD, we're helping rail suppliers reduce embedded carbon by offering low-carbon steel and metal solutions backed by a reliable, UK-wide supply chain.

From infrastructure builds to ongoing maintenance, we're committed to supporting the sector with responsibly sourced materials that meet today's environmental standards and tomorrow's expectations.





ASD Limited | Head Office

Valley Farm Road, Stourton, Leeds, West Yorkshire, LS10 1SD

t: 0113 254 0711 e: enquiries@asd.ltd

www.asd.ltd

