



**F**  
**ASD**

**STAINLESS STEEL &**  
**ALUMINIUM PRODUCTS**

Metal Solutions of Tomorrow

# ABOUT US

At ASD we offer a wide range of Stainless Steel & Aluminium products. Our Stainless Steel offering includes flat, long and tubular products in Austenitic, Duplex and Ferritic grades. The Aluminium stock profile consists of rolled, cast, extruded and composite products across a range of alloys, tempers and finishes.

Kloeckner's range of Stainless Steel & Aluminium products is distributed nationwide via our efficient logistical network.



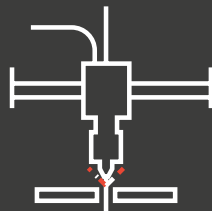
We are renowned for our ability to combine an extensive stock range with a wide portfolio of processing services to provide valuable one stop solutions to our customers. Our in-house processing expertise includes:



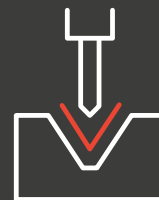
Tube Laser Cutting



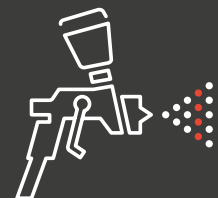
Flat Bed Laser



Water Jet Cutting



Bending



Polishing & Coating

Our **knowledgeable and experienced sales team** are adept at tailoring bespoke solutions to meet the unique needs of our customers. They leverage their deep industry knowledge, ensuring that customers receive not only the right products but also optimised solutions that align with their specific requirements.

COLD ROLLED						
Thickness	304L	316L	321L	430	1.4003	31803
0.4mm		✓				
0.5mm	✓	✓	✓	✓		
0.6mm	✓	✓	✓			
0.7mm	✓	✓		✓		
0.8mm	✓		✓			
0.9mm	✓	✓		✓		
1.0mm	✓	✓	✓			
1.2mm	✓	✓	✓	✓	✓	
1.5mm	✓	✓	✓	✓	✓	✓
2.0mm	✓	✓	✓	✓	✓	✓
2.5mm	✓	✓		✓	✓	
3.0mm	✓	✓	✓			✓
4.0mm	✓	✓				
5.0mm	✓	✓				
6.0mm	✓	✓				

HOT ROLLED & QUARTO					
Thickness	304L	316L	321L	1.4003	31803
2.5mm	✓				
3mm	✓	✓	✓	✓	
4mm	✓	✓	✓		
5mm	✓	✓	✓	✓	✓
6mm	✓	✓	✓	✓	✓
8mm	✓	✓	✓	✓	✓
10mm	✓	✓	✓		✓
12mm	✓	✓			✓
15mm	✓	✓	✓		✓
16mm	✓	✓			
20mm	✓	✓	✓	✓	✓
22mm	✓	✓			
25mm	✓	✓	✓		
30mm	✓	✓			
35mm	✓	✓			
40mm	✓	✓			
50mm	✓	✓			

**Sizes Available:**

2m x 1m, 2.5m x 1.25m, 3m x 1.5m, 4m x 2m, 6m x 2m

**Finishes Available:**

Cold Rolled 2B, 2E, BA 2R, Dull Polished, Hot Rolled 1D

**Coating:**

Vinyl Polycoated, Fibre Laser Coated

**Standards:**

EN 10088-2, ASTM A240, NACE MR0103-2010 & MR0175-2003, EN ISO 15156 - 1 / 15156 - 3 2010

**Associated Services**

Flat Bed Laser, Polishing, Water Jet, Coating & Press Brake



STAINLESS STEEL - PRODUCTS

ROUND BAR			
Diameter	303	304L	316L
3mm			✓
4mm		✓	✓
5mm		✓	✓
6mm		✓	✓
8mm		✓	✓
10mm	✓	✓	✓
12mm		✓	✓
12.7mm	✓	✓	✓
15mm		✓	
16mm		✓	✓
19.05mm	✓		
20mm		✓	✓
25mm	✓	✓	✓
30mm	✓	✓	✓
31.75mm	✓		
35mm		✓	
40mm	✓	✓	✓
50mm			✓
60mm			

Lengths Available: 3m & 4m

Standards: EN10088-3

CHANNEL		
Dimensions	304L	316L
100 x 50 x 5	✓	✓
100 x 50 x 6	✓	✓
150 x 75 x 6	✓	✓

Lengths Available: 6m random

Standards: EN10088-3 & Hot Rolled

ANGLE		
Leg x Th	304L	316L
20 x 20 x 3	✓	
25 x 25 x 3	✓	✓
30 x 30 x 3	✓	
40 x 40 x 3	✓	
50 x 50 x 3	✓	✓
25 x 25 x 5	✓	
30 x 30 x 5	✓	✓
40 x 40 x 5	✓	✓
50 x 50 x 5	✓	✓
40 x 40 x 6	✓	✓
50 x 50 x 6	✓	✓
60 x 60 x 6	✓	✓
70 x 70 x 6	✓	
75 x 50 x 6	✓	
75 x 75 x 6	✓	✓
80 x 80 x 6	✓	✓
100 x 50 x 6	✓	
100 x 100 x 6	✓	
50 x 50 x 8	✓	
80 x 80 x 8	✓	✓
100 x 100 x 8	✓	
100 x 75 x 9	✓	
75 x 75 x 10	✓	✓
80 x 80 x 10	✓	✓
100 x 100 x 10	✓	✓
100 x 100 x 12	✓	

Lengths Available: 4m & 6m

Standards: EN10088-3

FLAT BAR		
W x Th	304L	316L
12 x 3	✓	
20 x 3	✓	✓
25 x 3	✓	✓
40 x 3	✓	✓
50 x 3	✓	✓
75 x 3	✓	
100 x 3	✓	
20 x 5	✓	✓
25 x 5	✓	✓
30 x 5	✓	✓
40 x 5	✓	✓
50 x 5	✓	✓
75 x 5	✓	✓
80 x 5	✓	
100 x 5	✓	✓
150 x 5	✓	
20 x 6	✓	✓
25 x 6	✓	✓
30 x 6	✓	✓
40 x 6	✓	✓
50 x 6	✓	✓
60 x 6	✓	✓
75 x 6	✓	✓
80 x 6	✓	
100 x 6	✓	✓
125 x 6	✓	
150 x 6	✓	✓
200 x 6	✓	✓

FLAT BAR		
W x Th	304L	316L
30 x 8	✓	✓
40 x 8	✓	✓
50 x 8	✓	✓
60 x 8	✓	
75 x 8	✓	✓
80 x 8	✓	
100 x 8	✓	✓
150 x 8	✓	
200 x 8	✓	
20 x 10	✓	
25 x 10	✓	
30 x 10	✓	✓
40 x 10	✓	✓
50 x 10	✓	✓
60 x 10	✓	✓
65 x 10	✓	✓
75 x 10	✓	✓
80 x 10	✓	
100 x 10	✓	✓
150 x 10	✓	✓
200 x 10	✓	
25 x 12	✓	
40 x 12	✓	✓
50 x 12	✓	✓
65 x 12	✓	✓
75 x 12	✓	
100 x 12	✓	
150 x 12	✓	
200 x 12	✓	

**Lengths Available:** 3m & 6m

**Standards:** EN10088-2 Slit, Edge & Hot Rolled

# TUBULAR PRODUCTS

CHS		
OD / Wall / Finish	304L	316L
12.7 x 1.5 WEDP	✓	
15.88 x 1.5 WEBP	✓	
19 x 1.5 WEBP	✓	
19 x 1.5 WEDP	✓	
22 x 1.5 WEBP	✓	
25 x 1.5 WEBP	✓	
25.4 x 1.5 HYDP	✓	
32 x 1.5 WEBP	✓	
38 x 1.5 WEBP	✓	
38.1 x 1.5 HYDPNA	✓	
42.4 x 1.5 (WE or 24) DP	✓	✓
48.3 x 1.5 WEDP slotted	✓	
48.3 x 1.5 WEDP	✓	✓
50 x 1.5 WEBP	✓	
50.8 x 1.5 HYDPNA	✓	
50.8 x 1.5 WEBP	✓	
63.5 x 1.5 HYDPNA	✓	
76.1 x 1.5 HYDPNA	✓	
25.4 x 2 DES	✓	
42.4 x 2 (WE or 32) DP	✓	✓
48.3 x 2 WEDP	✓	
50 x 2 WEDP	✓	
54 x 2 DES	✓	
63.5 x 2 DES	✓	
84 x 2 WEDP	✓	
101.6 x 2 HYDPNA	✓	

CHS		
OD / Wall / Finish	304L	316L
114.3 x 2 WEDP	✓	
129 x 2 WEDP	✓	
154 x 2 DES	✓	
154 x 2 WEBP	✓	
42.4 x 2.5 WEDP	✓	
48.3 x 2.5 WEDP	✓	
42.6 x 2.6 WEDP		✓
48.3 x 2.6 WEBP		✓
48.3 x 2.6 WEDP		✓
42.4 x 3 WEBP		✓
50 x 3 WEDP	✓	✓

**Standards:** HYDPA - Annealed, bead removed Hygienic Tube. HYDPNA - Non-Annealed bead removed Hygienic Tube. WEBP - Bright Polished, WEDP - Dull Polished, DES Descaled Mill Finish, EN10217-7, EN10296-2 & A270.

SHS				
Sq / Wall / Finish	304L	316L	430	1.4003
20 x 1.2	✓			
25 x 1.2	✓		✓	
30 x 1.2	✓		✓	
40 x 1.2	✓			
12 x 1.5	✓			
15 x 1.5	✓			
20 x 1.5	✓			
25 x 1.5	✓	✓		
30 x 1.5	✓	✓		
40 x 1.5	✓			

SHS				
Sq / Wall / Finish	304L	316L	430	1.4003
50 x 1.5	✓			
20 x 2	✓			
25 x 2	✓	✓		
30 x 2	✓	✓		
40 x 2	✓	✓		✓
50 x 2	✓	✓		
60 x 2	✓			
80 x 2	✓			
25 x 3	✓			
30 x 3	✓			
40 x 3	✓	✓		
50 x 3	✓	✓		✓
60 x 3	✓			✓
70 x 3	✓			
80 x 3	✓	✓		✓
100 x 3	✓	✓		
80 x 4 DES	✓			
100 x 4	✓			
150 x 4 DES	✓			
50 x 5 DES	✓			
60 x 5 DES	✓			
80 x 5 DES	✓			
100 x 5 DES	✓			
120 x 5 DES	✓			
100 x 6 DES	✓			

RHS				
L x W / Wall / Finish	304L	316L	1.4003	
25 x 15 x 1.5	✓			
30 x 10 x 1.5	✓			
30 x 15 x 1.5	✓			
30 x 20 x 1.5	✓			
40 x 10 x 1.5	✓			
40 x 20 x 1.5	✓			
50 x 10 x 1.5	✓			
50 x 25 x 1.5	✓	✓		
40 x 20 x 2	✓			
50 x 25 x 2	✓			
50 x 30 x 2	✓			
60 x 30 x 2	✓			
60 x 40 x 3 DES	✓			
100 x 50 x 2	✓			
50 x 25 x 3	✓			
50 x 30 x 2	✓			
60 x 40 x 3 DES	✓		✓	
80 x 40 x 3 DES	✓		✓	
60 x 50 x 3	✓			
100 x 50 x 3	✓			
120 x 60 x 3 DES	✓		✓	
150 x 50 x 3 DES	✓			
100 x 50 x 4	✓			
100 x 60 x 4	✓			
100 x 50 x 5 DES	✓			
150 x 100 x 5 DES	✓			

**Standards:** Descaled, Mill finished & Dull polished.

## ROLLED & CONTINUOUS CAST

SHEET / SHATE					
Thickness	1050	5251	5005 AQ	5083	6082
0.5mm	✓				
0.6mm	✓				
0.7mm	✓	✓			
0.8mm	✓				
0.9mm	✓				
1.0mm	✓	✓			
1.2mm	✓	✓			
1.5mm	✓	✓			
2mm	✓	✓	✓	✓	✓
2.5mm	✓	✓			
3mm	✓	✓	✓	✓	
4mm	✓	✓	✓	✓	✓
5mm	✓	✓	✓	✓	✓
6mm	✓	✓	✓	✓	

**Sizes Available:** 2m x 1m, 2.5m x 1.25m, 3m x 1.25m, 3m x 1.5m, 3m x 2m, 4m x 1.5m, 4m x 2m

**Finishes Available:** Mill

**Coating:** Vinyl Polycoating, Fibre Laser

**Standards:** EN485, 515, 573, 15088

**Associated Services:** Flat Bed, Water Jet, Press Brake, Polishing, Coating & Anodising



## PLATE PRODUCTS

PLATE		
Thickness	5083	6082
8mm	✓	✓
10mm	✓	✓
12mm	✓	✓
15mm	✓	✓
16mm	✓	✓
25mm	✓	

**Specifications:** EN 485, 515, 573 15088

**Finishes Available:** Mill

**Dimensions Available:**

2500 x 1250, 3000 x 1500, 4000 x 2000

STUCCO		
Thickness	2000 x 1000	2500 x 1250
0.5mm	✓	
0.6mm	✓	✓
0.7mm	✓	✓
0.8mm	✓	
0.9mm		✓

**Specifications:** EN485, 515, 573 15088

**Grade:** 1050 H14

## PATTERNED SHEET

5 BAR TREAD PLATE				
Thickness	2000 x 1000	2500 x 1500	3000 x 1500	4000 x 2000
2mm	✓	✓	✓	✓
3mm	✓	✓	✓	
4.5mm	✓	✓	✓	✓
6mm	✓	✓	✓	
8mm		✓	✓	
9.5mm		✓		

**Specifications:** EN 485, 515, 1386, 573, 15088

**Grade:** 5754 H114

# ANGLE & TUBE

ANGLE		
Dimensions	6063	6082
12.7 x 12.7 x 1.6	✓	
25.4 x 25.4 x 1.6	✓	
31.75 x 31.75 x 1.6	✓	
38.1 x 38.1 x 1.6	✓	✓
50.8 x 50.8 x 1.6	✓	
12.7 x 12.7 x 3.18	✓	
19.05 x 19.05 x 3.18	✓	
25.4 x 25.4 x 3.18	✓	✓
31.75 x 31.75 x 3.18	✓	✓
38.1 x 25.4 x 3.18	✓	
38.1 x 38.1 x 3.18	✓	
44.45 x 44.45 x 3.18	✓	
50.8 x 25.4 x 3.18	✓	✓
50.8 x 38.1 x 3.18	✓	✓
50.8 x 50.8 x 3.18	✓	✓
63.5 x 63.5 x 3.18	✓	
76.2 x 76.2 x 3.18	✓	✓
50.8 x 50.8 x 4.76	✓	✓
38.1 x 38.1 x 6.35	✓	✓
50.8 x 50.8 x 6.35	✓	✓
76.2 x 50.8 x 6.35	✓	✓
76.2 x 76.2 x 6.35		✓
101.6 x 50.8 x 6.35		✓

**Lengths Available:** 4m & 5m

**Finishes Available:** Mill

**Specifications:** EN 755, 515 + 573

SQUARE / RECTANGULAR TUBE		
Dimensions	6063	6082
19.05 x 19.05 x 3.18	✓	
25.4 x 25.4 x 3.18	✓	✓
38.1 x 25.4 x 3.18	✓	
38.1 x 38.1 x 3.18	✓	
50.8 x 25.4 x 3.18	✓	✓
50.8 x 50.8 x 3.18	✓	✓
63.5 x 63.5 x 3.18	✓	
76.2 x 25.4 x 3.18	✓	✓
76.2 x 38.1 x 3.18	✓	✓
76.2 x 50.8 x 3.18	✓	✓
101.6 x 25.4 x 3.18	✓	
101.6 x 50.8 x 3.18	✓	
101.6 x 101.6 x 3.18		✓
50.8 x 50.8 x 6.35		✓
101.6 x 50.8 x 6.35		✓

**Lengths Available:** 4m, 5m & 6m

**Finishes Available:** Mill

**Specifications:** EN 755, 515 + 573

## CHANNEL, TUBE &amp; FLAT BAR

CHANNEL		
Dimensions	6063	6082
19.05 x 19.05 x 1.6	✓	
19.05 x 19.05 x 3.18	✓	
31.75 x 31.75 x 3.18	✓	
50.8 x 25.4 x 3.18	✓	
50.8 x 50.8 x 3.18	✓	
63.5 x 25.4 x 3.18		✓
101.6 x 25.4 x 3.18	✓	
101.6 x 50.8 x 3.18	✓	

**Lengths Available:** 5m

**Finishes Available:** Mill

**Specifications:** EN 755, 515 + 573

ROUND TUBE		
Dimensions	6063	6082
12.7 x 1.6	✓	
63.5 x 1.6	✓	
25.4 x 3.18	✓	✓
50.8 x 3.18	✓	
101.6 x 3.18		✓
114.3 x 3.18		✓
154.2 x 3.18		✓

**Lengths Available:** 5m & 6m

**Finishes Available:** Mill

**Specifications:** EN 755, 515 + 573

FLAT BAR		
Dimensions	6063	6082
19.05 x 3.18	✓	✓
25.4 x 3.18	✓	✓
38.1 x 3.18	✓	✓
50.8 x 3.18		✓
63.5 x 3.18	✓	
31.75 x 6.35		✓
38.1 x 6.35		✓
50.8 x 6.35		✓
25.4 x 9.53		✓

**Lengths Available:** 4m, 5m & 6m

**Finishes Available:** Mill

**Specifications:** EN 755, 515 + 573

The logo for ASD, featuring a red stylized 'A' followed by the letters 'S' and 'D' in white. The background of the entire page is a close-up, black and white photograph of a large stack of metal pipes, with a metal band wrapped around them.

# ASD

ASD Limited | Head Office

Valley Farm Road, Stourton, Leeds, West Yorkshire, LS10 1SD

t: 0113 254 0711 e: [enquiries@asd.ltd](mailto:enquiries@asd.ltd)

[www.asd.ltd](http://www.asd.ltd)

